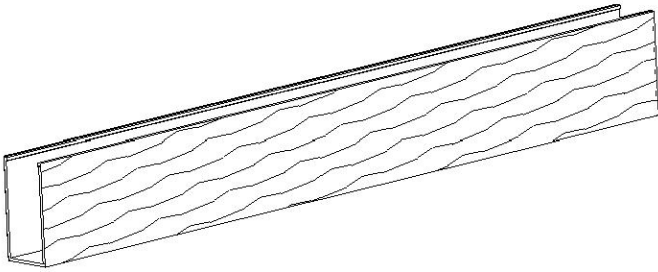
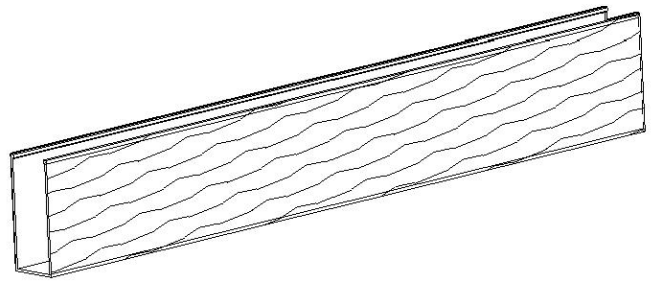


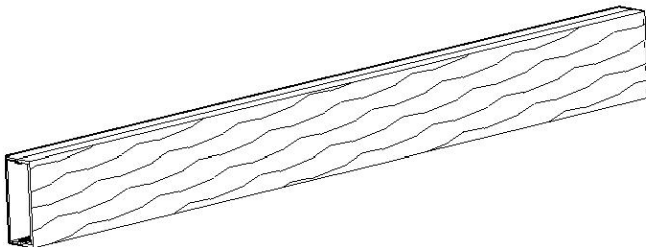
BM-102
 HEIGHT 1'-0"
 DEPTH 6"



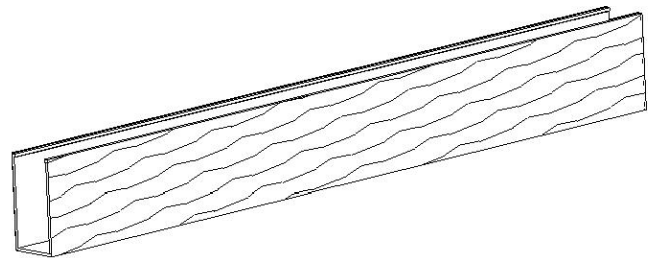
BM-101
 HEIGHT 1'-2"
 DEPTH 6"



BM-104
 HEIGHT 10"
 DEPTH 4"



BM-103
 HEIGHT 11 1/2"
 DEPTH 6"



MEMBER OF THE DEC ASSOCIATES
 A Division of DEC Associates, Inc.

CORPORATE HEADQUARTERS

18 TECHNOLOGY DRIVE
 SUITE #134
 IRVINE, CA 92618
 PH: 949 - 502 - 3321
 FX: 949 - 502 - 3319

EMAIL : info@decassociates.com
 WEBSITE : www.decassociates.com

PROJECT:

BEAMS

JOB NO:

TITLE:

WOOD GRAIN TEXTURE - UNFINISH

TITLE:

STANDARD PRODUCT LINE

SCALE:

DRAWN BY:

SHEET NO.

PAGE

OF