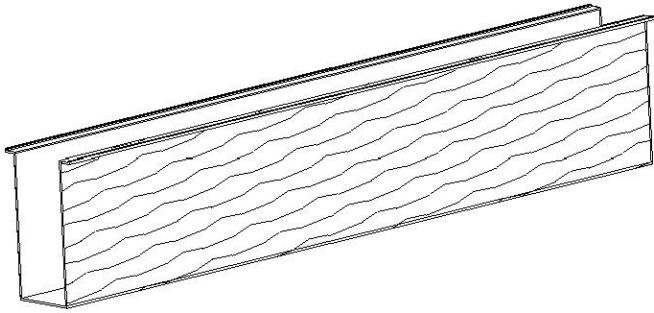
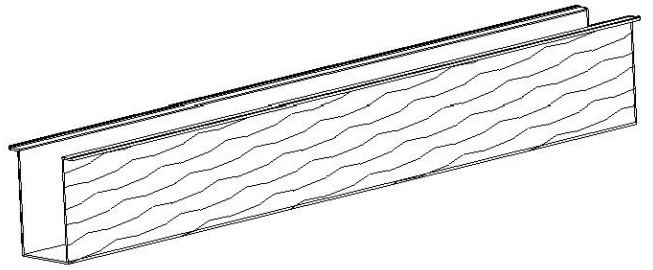


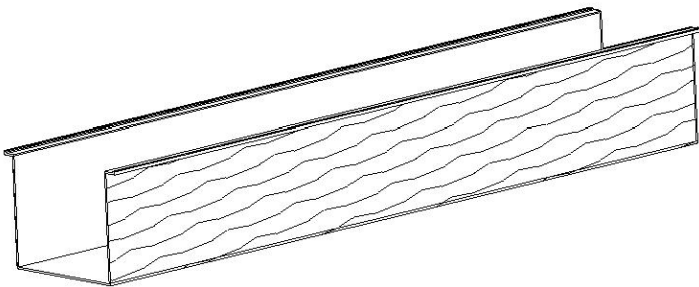
BM-110
 HEIGHT 1'-6"
 DEPTH 8" + FLANGE



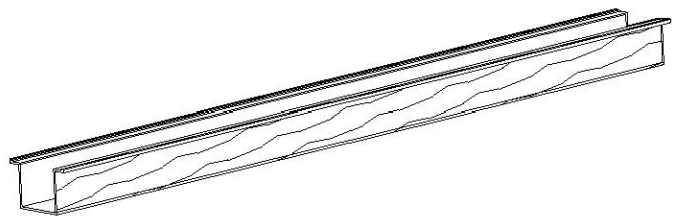
BM-109
 HEIGHT 1'-1 1/2"
 DEPTH 8" + FLANGE



BM-112
 HEIGHT 1'-2"
 DEPTH 1'-4" + FLANGE



BM-111
 HEIGHT 5 1/2"
 DEPTH 6" + FLANGE



CORPORATE HEADQUARTERS
 18 TECHNOLOGY DRIVE
 SUITE #134
 IRVINE, CA 92618
 PH: 949 - 502 - 3321
 FX: 949 - 502 - 3319

EMAIL : info@decassociates.com
 WEBSITE : www.decassociates.com

PROJECT: BEAMS	
JOB NO:	
TITLE: WOOD GRAIN TEXTURE - UNFINISH	
TITLE: STANDARD PRODUCT LINE	
SCALE:	DRAWN BY:

SHEET NO.
PAGE
OF